



Summertime Extravaganza: Unleash Creativity with Fun and Budget-Friendly Art Projects for Kids at Home

Summer is upon us, and what better way to keep the kids entertained and engaged than with a series of exciting and inexpensive art projects? From painting to sculpture to crafting, the possibilities are endless. In this article, we will provide you with 30 fantastic art projects that are perfect for kids ages 11 and up. These projects are not only fun and engaging, but they also provide a great opportunity for kids to learn about different art techniques and explore their creativity.

Section 1: Painting Projects

1. Watercolor Landscapes:



Best Summer Ever: A Summer's Worth of Fun, Inexpensive Art & Learning Projects to Occupy Kids 6–11 at Home for Hours at a Time by Leila Kalmbach

★★★★☆ 4.5 out of 5

Language : English

File size : 1459 KB

Text-to-Speech : Enabled

Screen Reader : Supported

Enhanced typesetting : Enabled
Word Wise : Enabled
Print length : 50 pages
Lending : Enabled



Create stunning watercolor landscapes by spraying water onto a piece of paper and adding drops of watercolor paint. Encourage kids to experiment with different colors and techniques to create unique and expressive paintings.

2. Acrylic Pour Painting:



Acrylic pour painting is a fun and messy way to create abstract art. Simply pour different colors of acrylic paint onto a canvas and tilt and move the canvas to create unique designs.

3. Finger Painting:



Finger painting is a classic art project that is always a hit with kids. Allow them to explore their creativity by using their fingers, hands, and even feet to create colorful and tactile paintings.

Section 2: Sculpture Projects

4. Clay Sculptures:



Clay is a versatile material that can be used to create a variety of sculptures. Guide kids through the basics of clay modeling and encourage them to sculpt their favorite animals, characters, or abstract designs.

5. Paper Mache:



Paper mache is a fun and economical way to create sculptures. Help kids collect recycled materials such as newspapers and cardboard, and teach them how to transform them into unique and durable sculptures.

6. Cardboard Construction:



Cardboard is another versatile material that can be used to create amazing structures. Provide kids with cardboard boxes, tape, and other materials, and let their imaginations run wild as they build castles, houses, or even entire cities.


Section 3: Crafting Projects

7. Origami:




Origami is the art of paper folding. It's a fun and challenging activity that helps kids develop their fine motor skills and spatial reasoning. Introduce them to basic origami shapes and encourage them to create their own unique designs.

8. Jewelry Making:




Jewelry making is a great way for kids to express their personal style. Provide them with beads, wire, and other materials, and let them create their own necklaces, bracelets, and earrings.

9. Weaving:



Weaving is a traditional art form that can be used to create beautiful and functional items. Teach kids the basics of weaving and provide them with yarn, cardboard looms, or even simple sticks to create their own unique textiles.

10. Yarn Bombing:



Yarn bombing is a creative way to add color and cheer to public spaces. Provide kids with yarn and show them how to wrap and decorate trees, lampposts, or other outdoor objects with vibrant yarn installations.

Section 4: Mixed Media Projects

11. Collage:



Collage is a fun and creative way to combine different materials to create a unique artwork. Provide kids with magazines, fabric scraps, paint, and other materials, and encourage them to experiment with different textures and colors to create their own collages.

12. Mixed Media Mandalas:



Mandalas are circular designs that are often used for meditation and relaxation. Provide kids with a variety of materials such as paint, markers, collage elements, and even natural materials to create their own mixed media mandalas.

13. Nature Art:



Nature art is a great way to connect kids with the natural world. Take them on a nature walk and help them collect leaves, sticks, stones, and other natural materials to create unique and ephemeral artworks.

14. Upcycled Art:



Upcycled art is a fun way to reuse and transform discarded materials into new and useful objects. Provide kids with old bottles, cans, cardboard boxes, and other recycled materials and encourage them to create their own unique upcycled artworks.

Section 5: Digital Art Projects

15. Digital Painting:



Digital painting allows kids to explore their creativity using digital tools. Provide them with a drawing tablet and a digital art program, and let them experiment with different brushes, colors, and textures to create their own digital masterpieces.

16. Photo Editing:



Photo editing is a fun way to enhance and manipulate photographs. Teach kids the basics of photo editing and provide them with simple photo editing software to explore different filters, adjustments, and effects to create unique digital creations.

17. Digital Animation:



Digital animation is a great way for kids to explore storytelling and motion. Introduce them to stop-motion animation techniques and provide them with a simple animation software to create their own animated shorts.

18. Video Production:



Video production is a fun and engaging way for kids to learn about filmmaking and storytelling. Provide them with a camera or smartphone and teach them the basics of filming, editing, and sound design to create their own short films.

Summer is the perfect time to unleash your child's creativity with fun and inexpensive art projects. From painting to sculpture to crafting and digital arts, the possibilities are endless. By providing your kids with a variety of materials and techniques, you can help them develop their imaginations, explore their unique styles, and create lasting memories this summer. So

gather your supplies, set aside some time, and let the creative adventures begin!



Best Summer Ever: A Summer's Worth of Fun, Inexpensive Art & Learning Projects to Occupy Kids 6–11 at Home for Hours at a Time by Leila Kalmbach

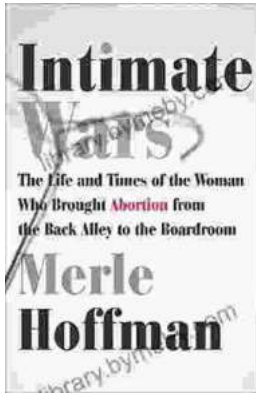
★★★★☆ 4.5 out of 5

Language : English
File size : 1459 KB
Text-to-Speech : Enabled
Screen Reader : Supported
Enhanced typesetting : Enabled
Word Wise : Enabled
Print length : 50 pages
Lending : Enabled



Discover the Enigmatic Beauty and Profound Meaning in "The Art of Nothing"

An Exploration of Emptiness, Fulfillment, and the Essence of Existence
In the realm of art and human experience, there lies a profound paradox that has captivated...



The Life and Times of the Woman Who Changed Abortion: The Roe v. Wade Story

Norma McCorvey, the woman known as "Jane Roe" in the landmark Supreme Court case Roe v. Wade, lived a life marked by both tragedy and triumph. Born into poverty in...